

JSAP

Performance Improvement Report for 2022

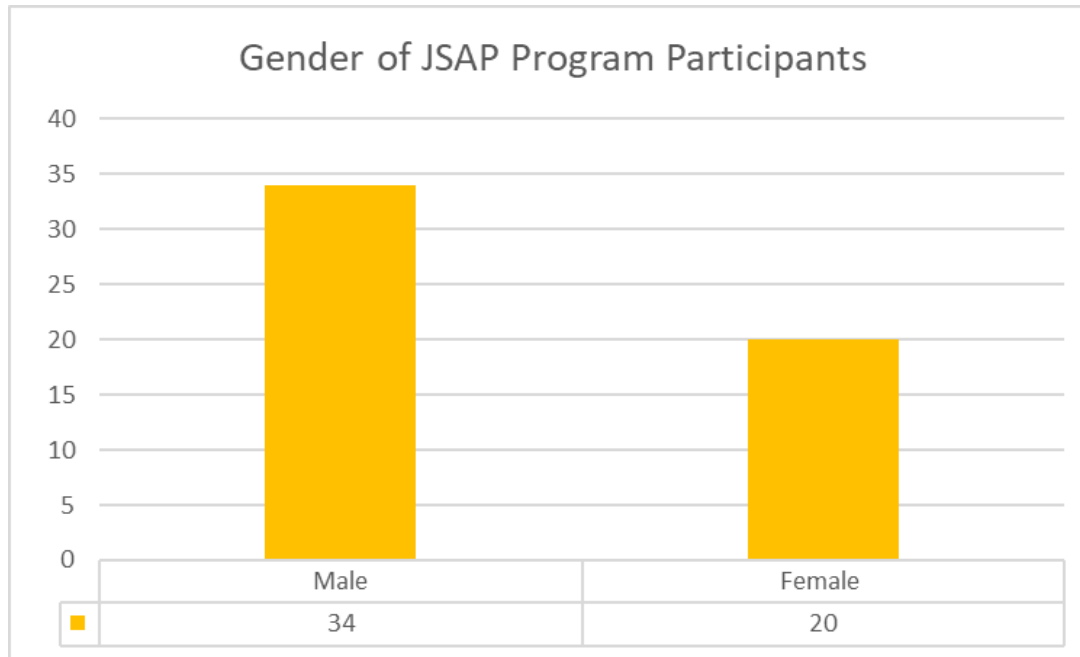


Washington County Health Department
Division of Behavioral Health Services
Jail Substance Abuse Program
500 Western Maryland Parkway
Hagerstown, MD 21742

Demographics of Persons Served

A. Identified Gender

The charts describe data collected from November 1, 2021 - December 31, 2022



Analysis

JSAP served a total of 54 individuals in 2022, which is an increase from the 30 treatment participants served in 2021. A review of past data sets indicates that prior to Covid restrictions, the Program provided services to many more individuals. A total of 77 individuals were served in 2020, and 143 individuals were served in 2019.

In 2022, 34 of JSAP participants were male, and 20 were female. The data from 2022 indicates that 37% of all program participants were female, and 63% of participants were male.

A review of the data from the Annual Sheriff's Report indicates that of those detained in 2022, 86% of the inmate population was male, and 14% were female.

The JSAP Program had an interruption of services due to program closure from January 5th 2022 to March 1, 2022. Services resumed on March 15, 2022. This affected the number of participants in the program. Data captured in this report includes admissions from November of 2021 because those individuals had a break in treatment from the program closure, and resumed services in March of 2022 after covid restrictions were lifted.

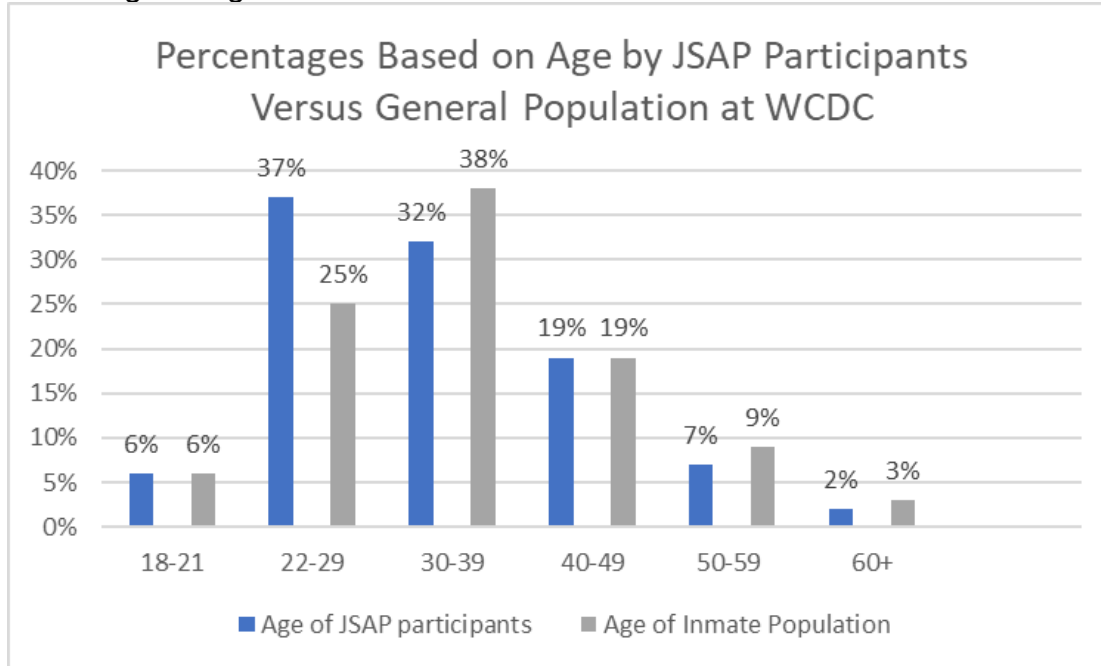
The number of individuals served is affected by detention center protocol related to measures to decrease the risk of covid spreading in the jail. As a result, the Program can have a maximum of six individuals in each gender specific treatment group. Participants attend 8 weeks of JSAP treatment, and the groups are open ended to maximize service utilization. Additionally, female inmates are required to live in a specific room in order to participate in the JSAP Program. This has been problematic because the female inmates develop relationships with their cellmates, and they do not want to switch housing units. Another difficulty with female inmates is they would participate in the orientation to treatment session, and then refuse the assessment by the counselor. The reasons for the denial for assessments are unknown.

In conclusion, access to treat women is more restrictive than access to men. The men's JSAP Program admits men from the F-Pod at the jail. There are 72 beds in that pod. The female housing unit eligible for services has 6 beds in the room. Therefore, access to treat males in the jail is far greater than access to females.

Action Plan

1. Continue to offer as many services as permitted within the detention center to all interested and eligible participants.
2. Continue to collect data on gender of the Program participants. Implement gender based curriculum into treatment sessions to meet the specific needs of the patients.
3. Continue to collaborate with detention center Administrators to find solutions to the barriers preventing admissions.

B. Age Range



Analysis

The majority of JSAP Participants (37%) fall in the 22-29 year old age range. One could assess that providing treatment services to individuals when they are younger in age may improve outcomes for long term sobriety. It is notable that individuals of younger ages are seeking treatment, and demonstrating motivation to make change. The data demonstrates that individuals aged 30-39 are underrepresented by 6%, based on detention center data.

A review of the Federal Bureau of Prisons report from 2022 that 17% of inmates in prisons are between 18 and 30 years old in the prison system. 35% are between the ages of 30-39. According to the report, 29% are aged 40-49, and 14% are between 50-59 years old. Inmates over 60 years old are the lowest demographic group at 6%. (Bop.gov) those incarcerated in prison typically have longer sentences than those housed at the local detention center.

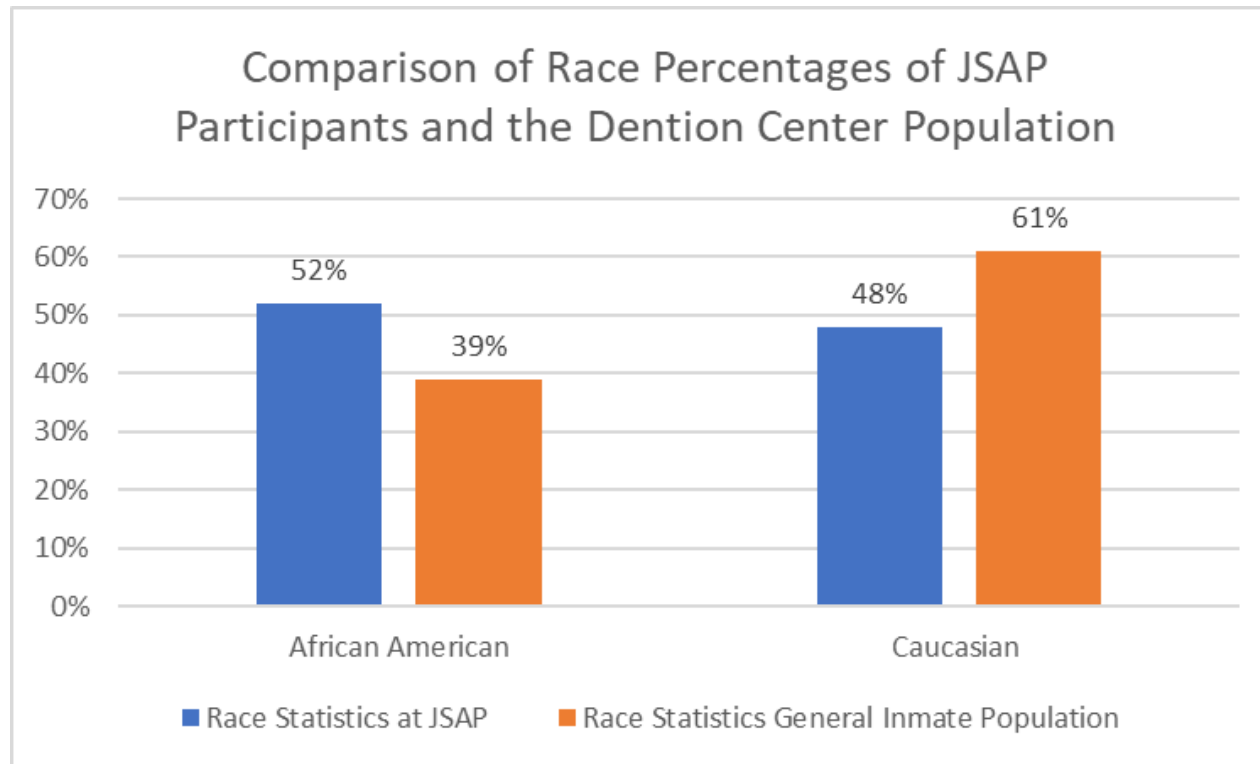
The detention center started a Medication Assisted Treatment Program, providing suboxone and methadone in 2022. Further data is needed regarding the age statistics of the MAT program. Perhaps individuals aged 30-39 are obtaining

MAT services instead of engaging in treatment at JSAP. It is important to note that MAT participants are eligible to attend JSAP, but are not required.

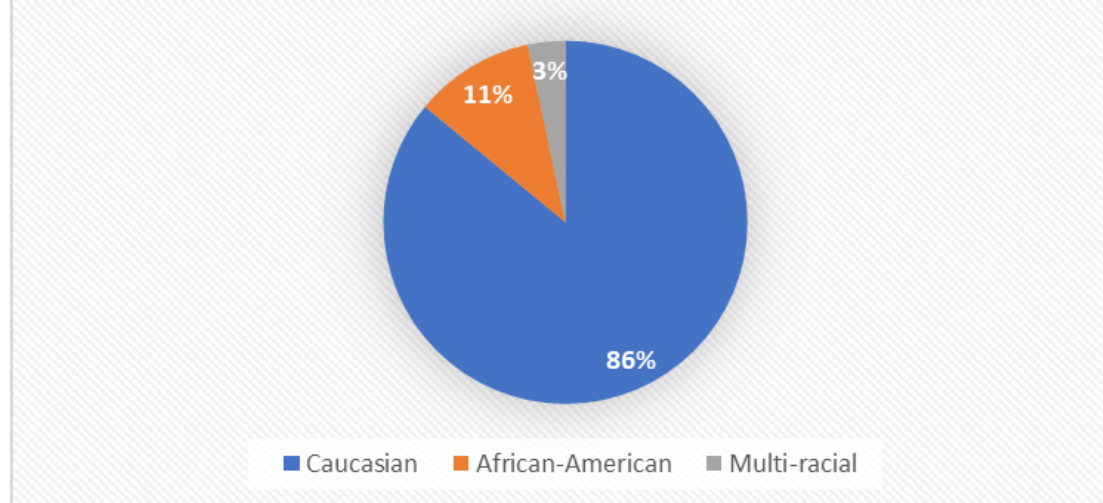
Action Plan

JSAP will continue to collect data on the age of the Program participants. JSAP providers examine age as a factor to consider when implementing treatment interventions. Providers are also mindful of how age differences may impact the needs of the person served. The Program will seek MAT data to compare the ages of participants between the two Programs. .

C. Race



Race Statistics in Washington County, Maryland



Analysis

In 2022, 52% of Program Participants identified as African American, 48% identified as Caucasian. The Sheriff's Annual report for 2022 provides statistics on the recorded races of individuals detained at the Detention Center. The 2022 Sheriff's Annual Report revealed the inmate population by race broken down is 61% Caucasian, 39% African American and 3.2% other race. The Sheriff's Annual Report for 2021 indicates the population was 62% Caucasian, 37% African American, 1% other. Therefore, there was a minimal change in race data between 2021 to 2022.

Population estimates data from 2021 for Washington County Maryland, indicates that 82.7% of the population identify as caucasian, and 10.3% identify as African American. 3.2% identify as another race. (datausa.gov)

The percentage of individuals identified as African American that are incarcerated at WDCD is 39%, which is 29% higher than the general population (10%). Individuals identified as Caucasian are underrepresented in the detention center, when comparing the Washington County, Maryland population (86%) versus the incarcerated population (61%).

A review of the race of the general population indicates that the Program provides services to a lower percentage of Caucasian participants when compared to the general jail population.

Program admissions are not based on race, and therefore, there are no known interventions to increase the percentage of Individuals that identify as Caucasian in the Program. The Program has a good reputation among detention center inmates, which positively affects the number of program service requests among minorities.

Action Plan

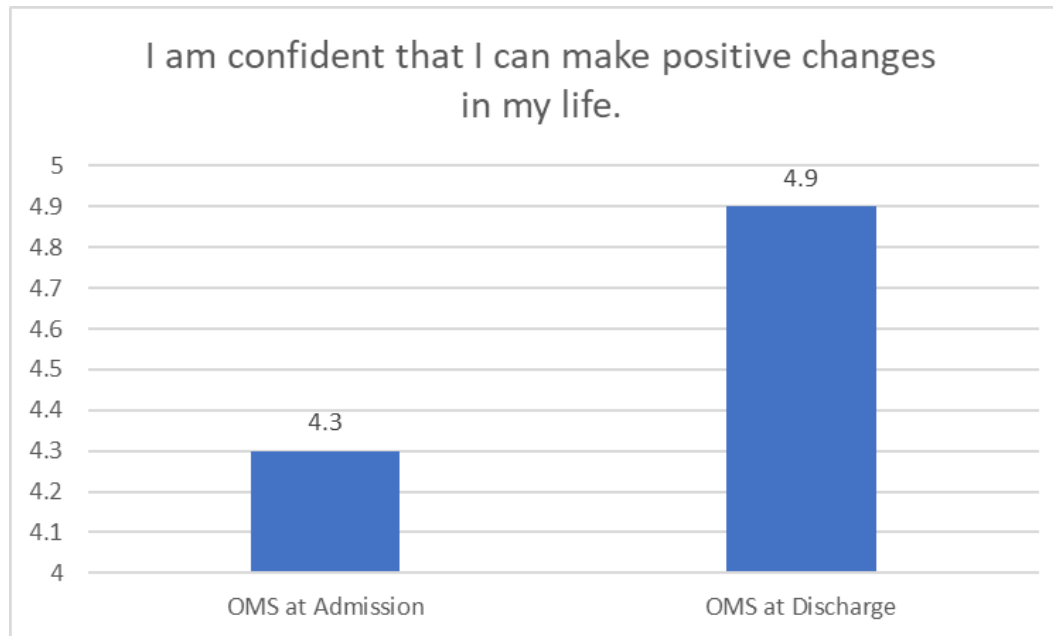
The JSAP Program will continue to collect information on race, and will expand the data set to include a comparison of race and criminal charges for Program participants. JSAP staff integrate minority speakers in treatment group sessions on a regular basis. Program curriculum addresses racial disparities and their impact on the functioning of all individuals. Program staff continue to attend online and in person training on cultural competence and social determinants of health to improve cultural competency skills.

Effectiveness

Goal: Increase overall functioning of every person served from admission to discharge

Indicator	Target	Applied to	Time of Measurement	Data Source	Obtained by	Result
Level of agreement change in functioning from admission to discharge on Q. 4, 6, 14 and 22 of the Adult OMS	Minimum of 25% increase in functioning across all categories	Adult patients admitted beginning 3/1/22 and discharged by 12/31/2022	Upon patient admission and at discharge	Adult OMS questionnaire (adapted) PatTrac Report	Program staff and Operations & Compliance Coordinator	The goal was met for questions #6 and #14. The goal was not met for questions #4 and #22

**Result
Question #4**

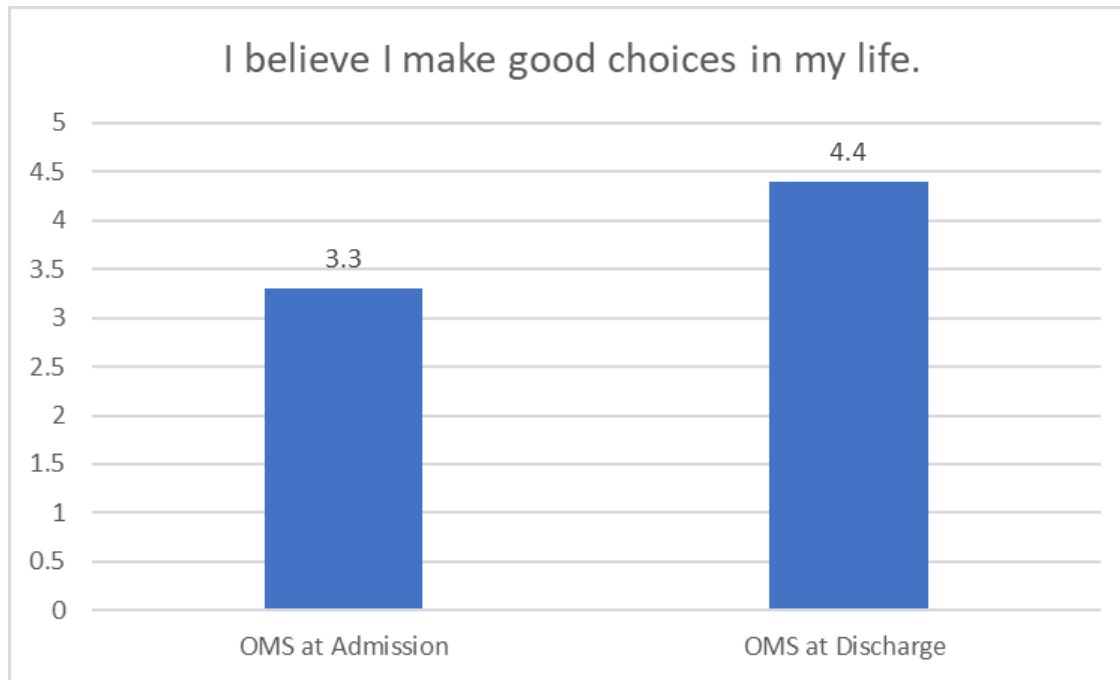


Analysis

The percentage difference indicates a 14% improvement in this area. This goal was not met because the scores at the initial OMS were high, leaving minimal room for an increase by 25%. Individuals served may rate scores high at admission because they have internal motivation by requesting admission to the Program. Inmates face the consequences of substance use and criminal behaviors while they are incarcerated, which makes them hopeful and motivated to enter treatment and make positive changes in their lives.

Action Plan

Program counselors currently use motivational interviewing during assessments and treatment sessions, which targets instilling hope and increasing motivation for change. Program participants collaborate with counselors to create a person centered plan at admission, which may impact hope and motivation as well.



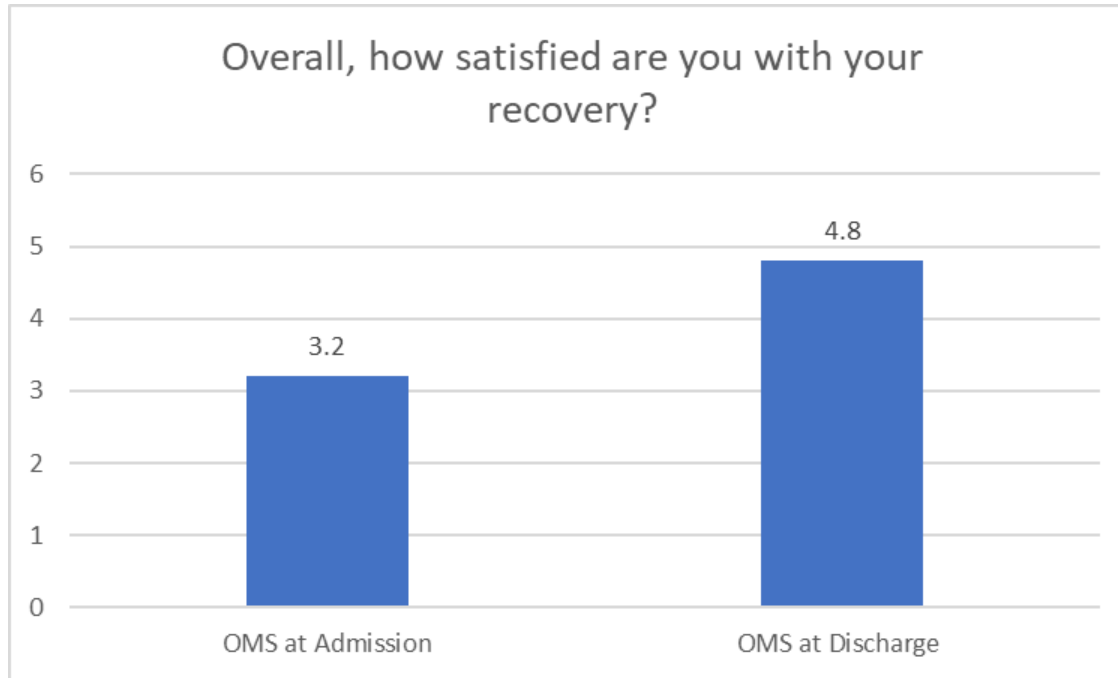
Analysis

The data indicates a 33% increase in functioning when comparing data at admission versus discharge. The Program was successful in meeting the 25% improvement goal set by the PMM plan. The data suggests that through the progression of treatment, participants have increased self-confidence in their ability to change. The rating of 3.3 at admission may represent the high motivation of participants to start the treatment process.

Action Plan

No action plan needed as participants had a 33% increase in confidence regarding decision making.

Question #14 -



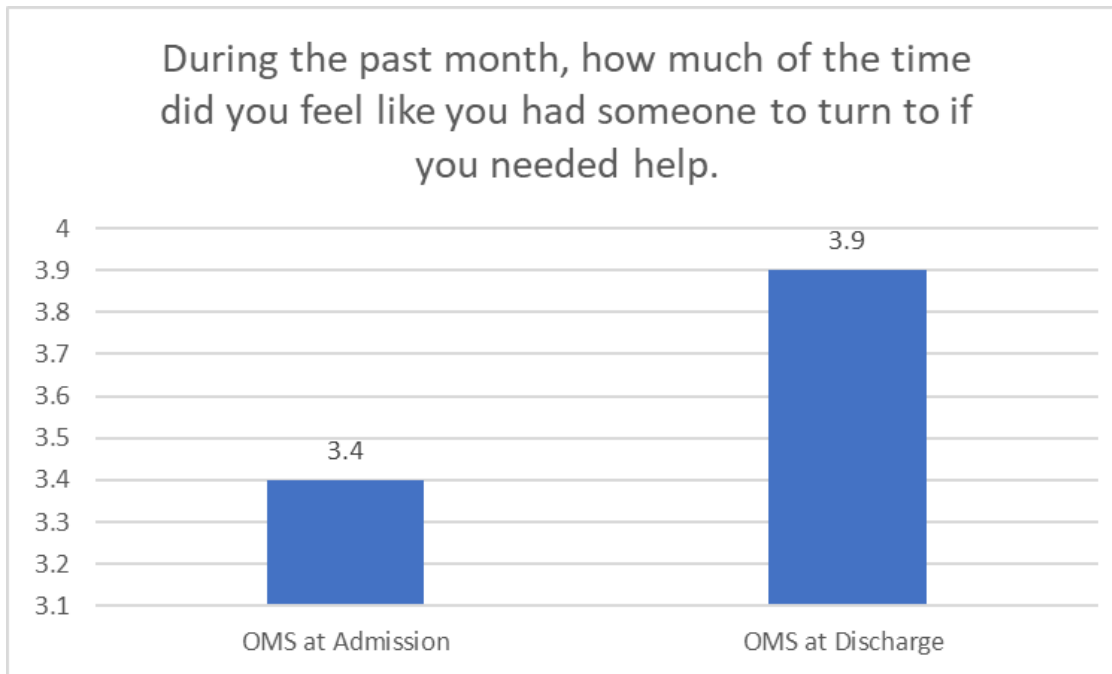
Analysis

The data indicates a 50% improvement in question ratings between admission and discharge. Treatment participants had increased satisfaction with their recovery. At the time of discharge, patients have increased confidence in their recovery plan, and feel a level of accomplishment by completing the Program. Treatment groups provide education on addictive substances, relapse prevention, improving coping skills and cognitive changes required for long term sobriety. The curriculum provides skills needed for long term recovery.

Action Plan

None at this time.

Question #22 –



Analysis

The data indicates a 14% positive change from admission to discharge regarding having social support. The goal was not met due to the high rating at admission. As individuals completed JSAP, their perception of social support increased. This may be a result of Program clinicians referring participants to community resources and services to access upon release from incarceration. The Program promotes peer recovery services at the Washington County Health Department as an effective resource to access support upon release from incarceration. An additional consideration is that the detention center prohibited any live visitation for inmates due to Covid 19. Despite the lack of visitations, persons served had the experience of increased support from admission to discharge.

Action Plan

Program counselors will offer WCHD peer recovery support staff services to JSAP participants in 2023 for continuity of care and an easy transition to community based peer recovery services. .

Efficiency

Goal: Maintain number of yearly assessments at Program

Indicator	Target	Applied to	Time of Measurement	Data Source	Obtained by	Result
# of assessments completed by clinicians	Minimum of 12 assessments per month; 144 per calendar year.	Incarcerated adults requesting JSAP services	Assessments from 3/15/22 to 12/31/22	PatTrac JSAP Jail-Based Demographic Stats	JSAP Program Coordinator	Did not meet goal

Result

Program staff completed 54 assessments from 11/1/21 to 12/31/22. The Program did not meet the goal of 144 assessments per calendar year.

Analysis

The JSAP Program was closed due to Covid from January of 2022 to March 1, 2022, which had an impact on the number of assessments completed because the Program was closed for three months. The detention center's regulations regarding having only one gender on the program site at a time impacts the number of individuals seen for assessment. Additionally, the Program went from having two full time addictions counselors in 2020, to one full time and one counselor working 40% of their work time in the role of providing treatment services at JSAP. The loss of a full time counselor impacts the number of assessments completed on an annual basis. Detention center regulated that providers could have a maximum of six individuals in the two treatment groups (separated by gender.). Therefore, the number of assessments had to coincide with open slots in the treatment group.

Action Plan

The Program will continue to have this goal in 2023 in order to grow and maintain Program census, but may alter the target number to be more realistic based on covid restrictions and the reduction of counseling staff.. The goal may be readjusted because the number of group participants remains limited by the detention center due to Covid precautions,

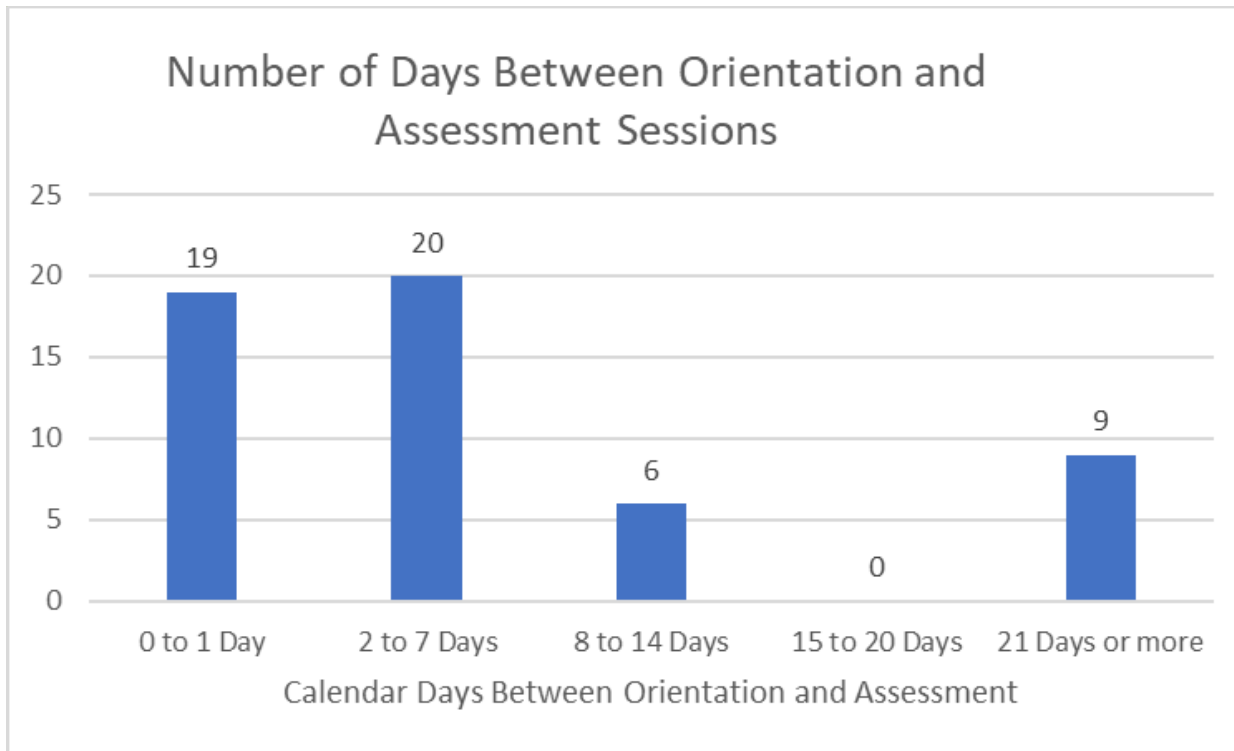
Service Access

Goal: Decrease number of days between group orientation and assessment

Indicator	Target	Applied to	Time of Measurement	Data Source	Obtained by	Result
The number of days between orientation and assessment sessions.	90% of Program Participants had assessments within a maximum of 21 days from the date of their orientation session.	JSAP participants	Group Orientation & Assessment Dates from 11/1/2021 to 12/31/22	Visit Note Log PatTrac JSAP Service Success Analysis Report	Program Coordinator	<p>83% of JSAP participants had assessments within 21 days of orientation to the treatment session.</p> <p>The goal of 90% was not met.</p>

Result

Category	# of Individuals	Percentage
# of Individuals attended Group Orientation	54	100%
# of Individuals attended Group Orientation and were assessed	54	100%
# of Individuals attended Group Orientation and were assessed within 21 days or less	45	83%
# of Individuals attended Group Orientation and were assessed after 21 days	9	17%



Analysis

JSAP participants attend both an orientation to treatment session and an assessment session, which are typically held on different days due to participant availability and staff scheduling. Due to the Program closure for two months, several individuals had to wait more than 21 days to have an assessment after being oriented to services. Other factors impacting this data set include persons served receiving disciplinary action by the detention center or medical quarantine, which delayed their participation in the assessment after completing orientation. It is notable that 72% of individuals were assessed within 7 days of orientation, and 83% were seen within 14 days.

Action Plan

The Program continues with the goal of decreasing the number of days between orientation and assessment.

Satisfaction

Goal: Increase the satisfaction of program participants

Indicator	Target	Applied to	Time of Measurement	Data Source	Obtained by	Result
Rating given by program participants on the item "I found the services I received helpful."	3.5 average satisfaction rating	Program participants	April 1, 2022 to December 31, 2022	Survey Data Analysis Report	Program Coordinator and Operations & Compliance Coordinator	Target was met.

Result

Survey Item	Average Response			
	March	June	September	December
Number of survey forms completed	N/A Program Closed	7	7	9
I would recommend this Program's services to people in similar situations.		3.86	3.88	4.0
I found the services I received helpful.		3.86	3.75	3.90
I understood what was expected after completing my interview with my counselor.		4.0	3.63	4.0
Staff helped me feel welcome and treated me with respect.		4.0	3.88	4.0
Staff is accepting of cultural needs		4.0	3.88	4.0

Analysis

The Program met the target goal of an average 3.5 rating on the patient satisfaction survey question, “I found the services I received helpful.” The score averaged 3.83 among all three satisfaction surveys distributed in 2022. The JSAP Program consistently has good ratings on the patient satisfaction survey, indicating that individuals find treatment services helpful. This data set agrees with data regarding the OMS interview, which measures positive functioning changes between admission and discharge.

Action Plan

No action needed at this time. Program staff will continue to provide evidence based curriculum to meet the needs of the person served and continue to provide helpful services.

Business Function

Goal: Fill an existing counselor position

Indicator Measure	Target	Who Applied to	Time of Measure	Data Source	Obtained By	Result
Time it took to hire a new counselor	Within six months from approval to return to the detention center site	First successful candidate to accept the hiring offer	After selected job applicant accepts the position	Personnel Officer's hiring status report	Program Coordinator & Personnel Officer	Due to a funding shortfall, Hiring a new position is not possible. Goal was not met

Analysis

The goal was not met in 2022. Due to funding shortfalls, the Program is unable to fill an open full time addictions counselor position. The Program has utilized the Division's Clinical Coordinator to provide services two days per week to prevent an interruption of services. When the Program is running at 100% with a full client census, the matter of hiring another addiction counselor may be a necessity.

Action Plan

Due to funding issues, the Program may not be able to hire a full time counselor position. In the meantime, providers will maintain quality clinical services for the persons served. If Covid restrictions regarding program census are lifted, the Program Coordinator may have to advocate for a second full time counselor to meet the needs of the Program.