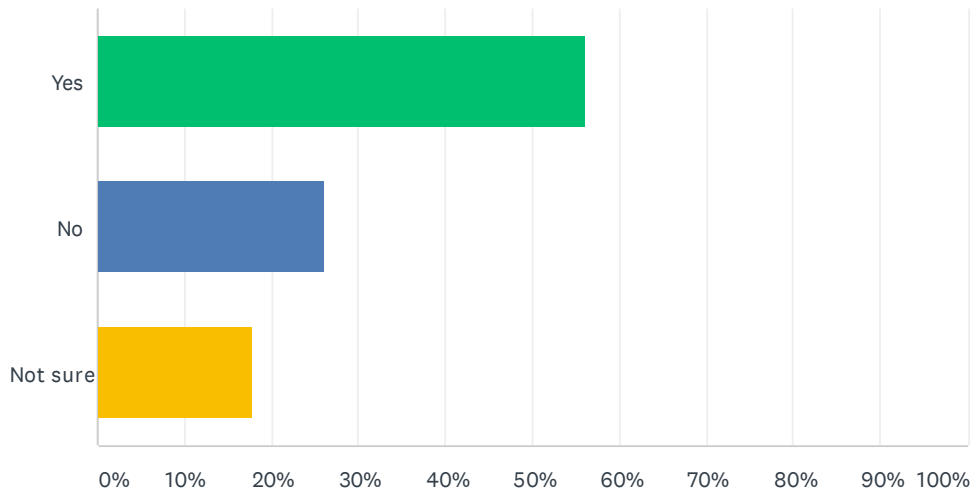


Q1 Do you want to get a COVID-19 vaccine as soon as it becomes available to you?

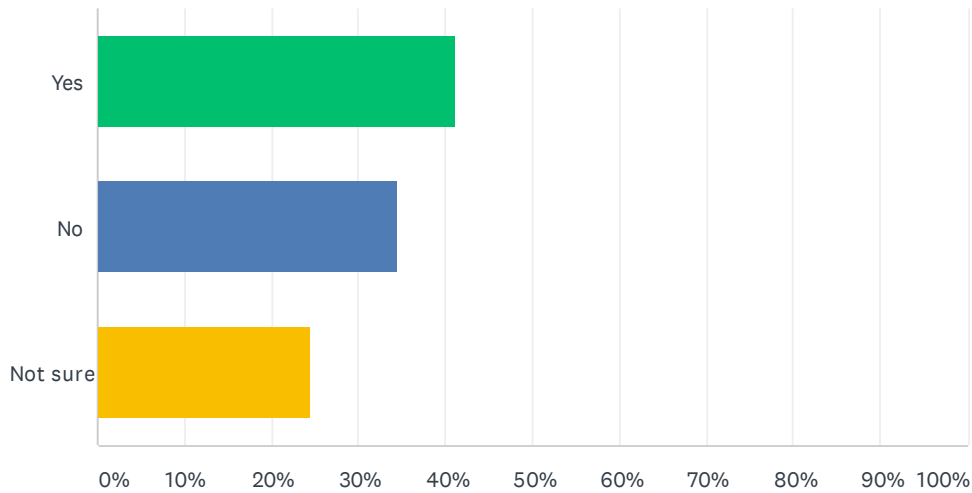
Answered: 3,700 Skipped: 12



ANSWER CHOICES		RESPONSES	
Yes		56.03%	2,073
No		26.22%	970
Not sure		17.76%	657
TOTAL	TOTAL		3,700

Q2 If you are not sure, or do not want to get the COVID-19 vaccine as soon as it becomes available to you, do you think you will want to get the vaccine in the next year? (If you are going to get the vaccine as soon as it becomes available to you, please skip to Q5.)

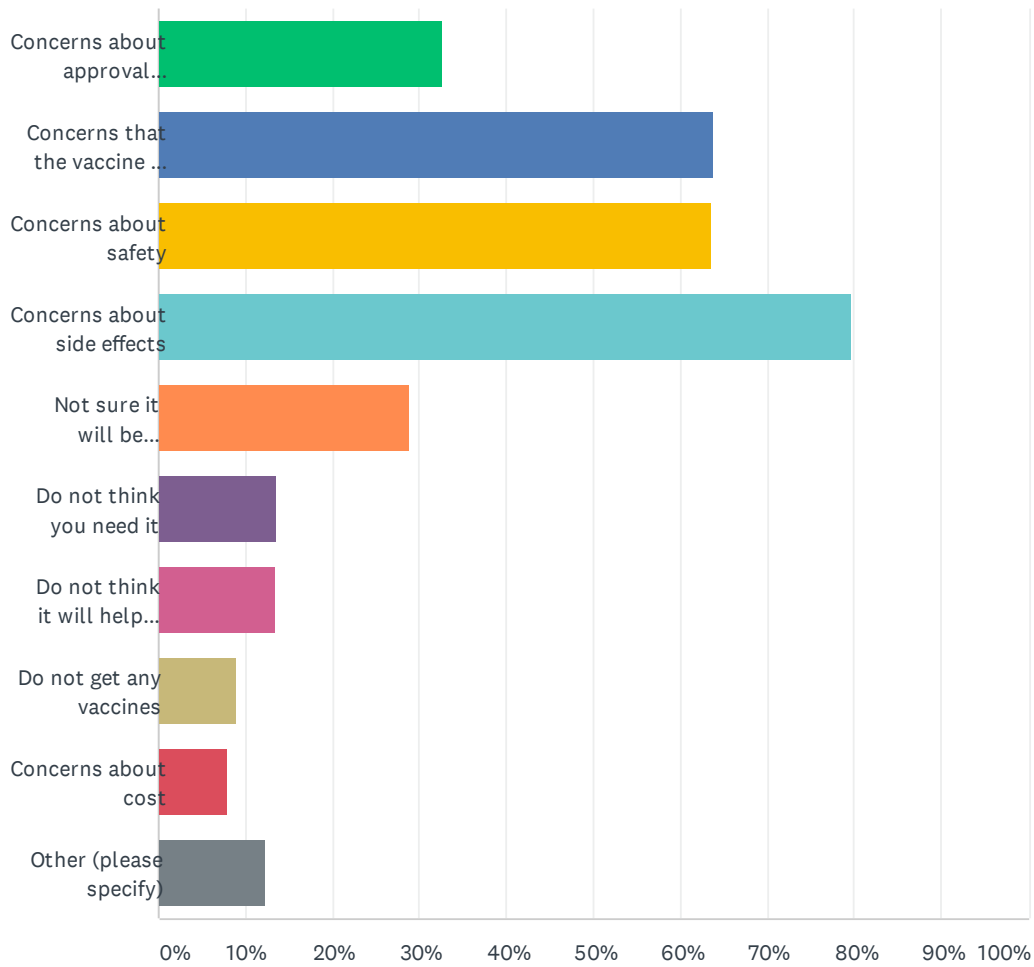
Answered: 1,955 Skipped: 1,757



ANSWER CHOICES	RESPONSES	
Yes	41.13%	804
No	34.42%	673
Not sure	24.45%	478
TOTAL		1,955

Q3 If you are not sure or will not get the COVID-19 vaccine as soon as it become available to you, why not? Please check all that apply.

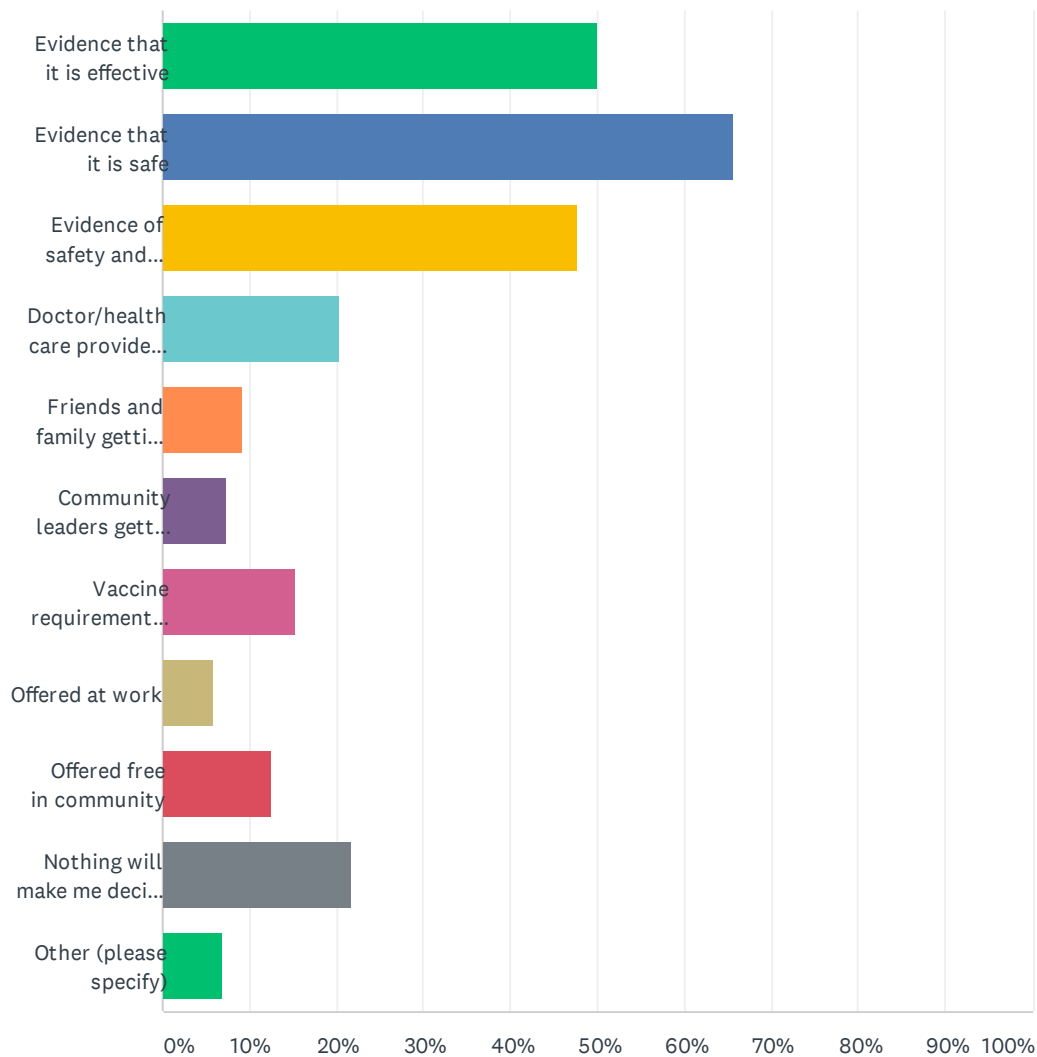
Answered: 1,795 Skipped: 1,917



ANSWER CHOICES	RESPONSES	
Concerns about approval process	32.59%	585
Concerns that the vaccine has not been tested enough among people who are like you (race, ethnicity, age, etc.)	63.79%	1,145
Concerns about safety	63.68%	1,143
Concerns about side effects	79.78%	1,432
Not sure it will be effective	28.91%	519
Do not think you need it	13.54%	243
Do not think it will help slow the spread of COVID-19	13.31%	239
Do not get any vaccines	9.08%	163
Concerns about cost	7.91%	142
Other (please specify)	12.37%	222
Total Respondents: 1,795		

Q4 If you are not sure or will not get the COVID-19 vaccine as soon as it become available to you, what might make you decide to get the vaccine at a later time? Please check all that apply.

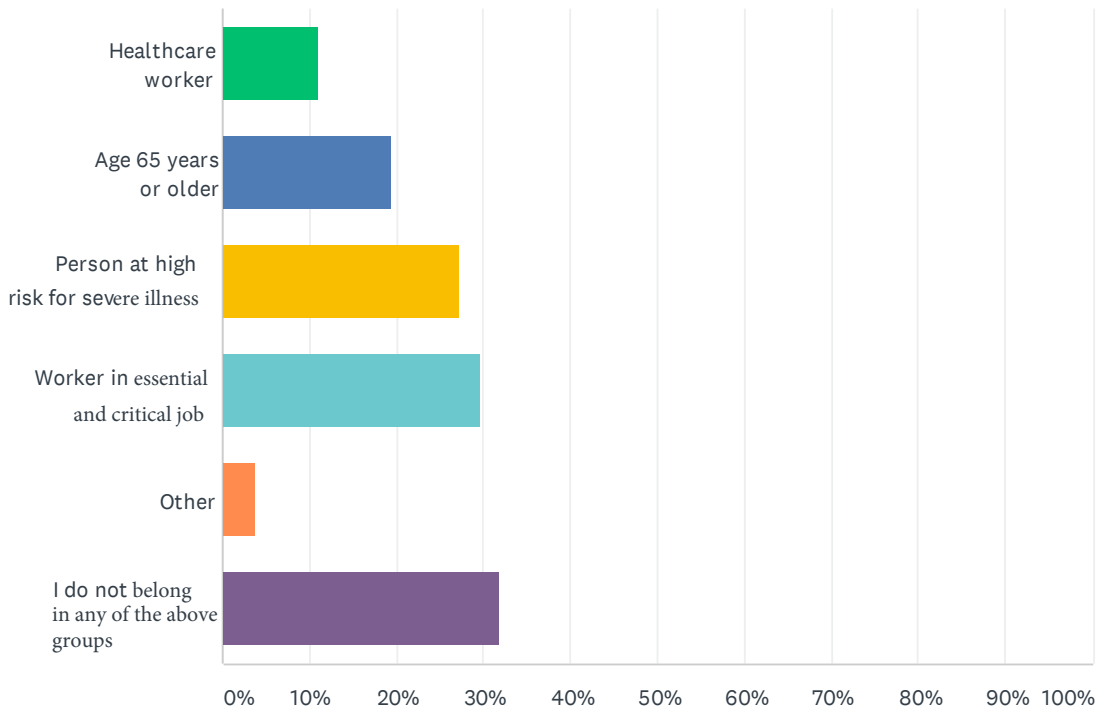
Answered: 1,802 Skipped: 1,910



ANSWER CHOICES	RESPONSES	
Evidence that it is effective	50.06%	902
Evidence that it is safe	65.65%	1,183
Evidence of safety and effectiveness in people like you (race, ethnicity, age, etc.)	47.67%	859
Doctor/health care provider recommends it	20.37%	367
Friends and family getting it	9.10%	164
Community leaders getting it	7.33%	132
Vaccine requirement activities (such as work, school, sports, travel, etc.)	15.32%	276
Offered at work	5.83%	105
Offered free in community	12.49%	225
Nothing will make me decide to get the vaccine	21.81%	393
Other (please specify)	6.88%	124
Total Respondents: 1,802		

Q5 Do you belong to any of the following priority groups for vaccination? Please check all that apply.

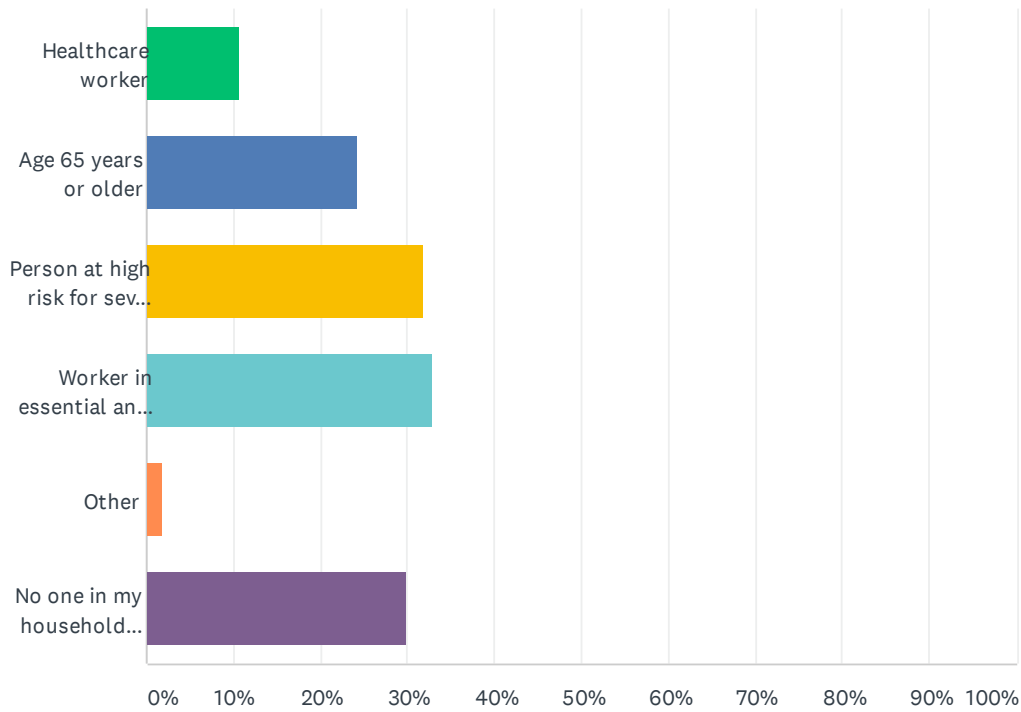
Answered: 3,689 Skipped: 23



ANSWER CHOICES	RESPONSES	
Healthcare worker	11.11%	410
Age 65 years or older	19.52%	720
Person at high risk for severe illness from COVID-19 due to underlying medical conditions	27.22%	1,004
Worker in essential and critical job	29.79%	1,099
Other	3.69%	136
I do not belong to any of the above groups	31.77%	1,172
Total Respondents: 3,689		

Q6 Does anyone in your household belong to any of the following priority groups? Please check all that apply.

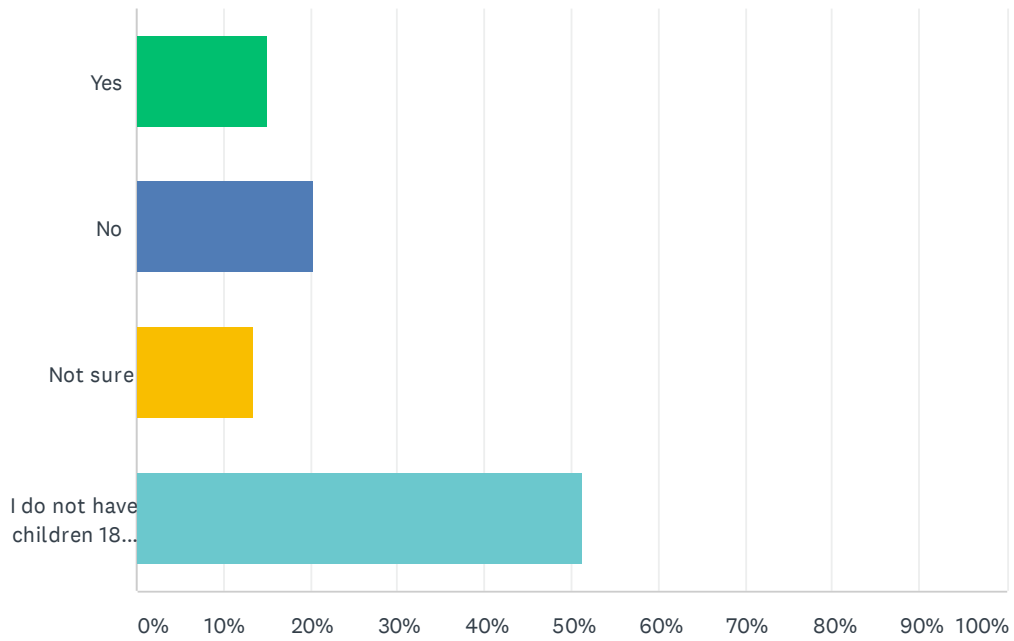
Answered: 3,649 Skipped: 63



ANSWER CHOICES	RESPONSES	
Healthcare worker	10.77%	393
Age 65 years or older	24.17%	882
Person at high risk for severe illness from COVID-19 due to underlying medical conditions	31.87%	1,163
Worker in essential and critical job	32.94%	1,202
Other	1.95%	71
No one in my household belongs to any of these groups (not including yourself)	29.95%	1,093
Total Respondents: 3,649		

Q7 If you have children 18 years or younger, will you get a COVID-19 vaccine for your children as soon as it becomes available?

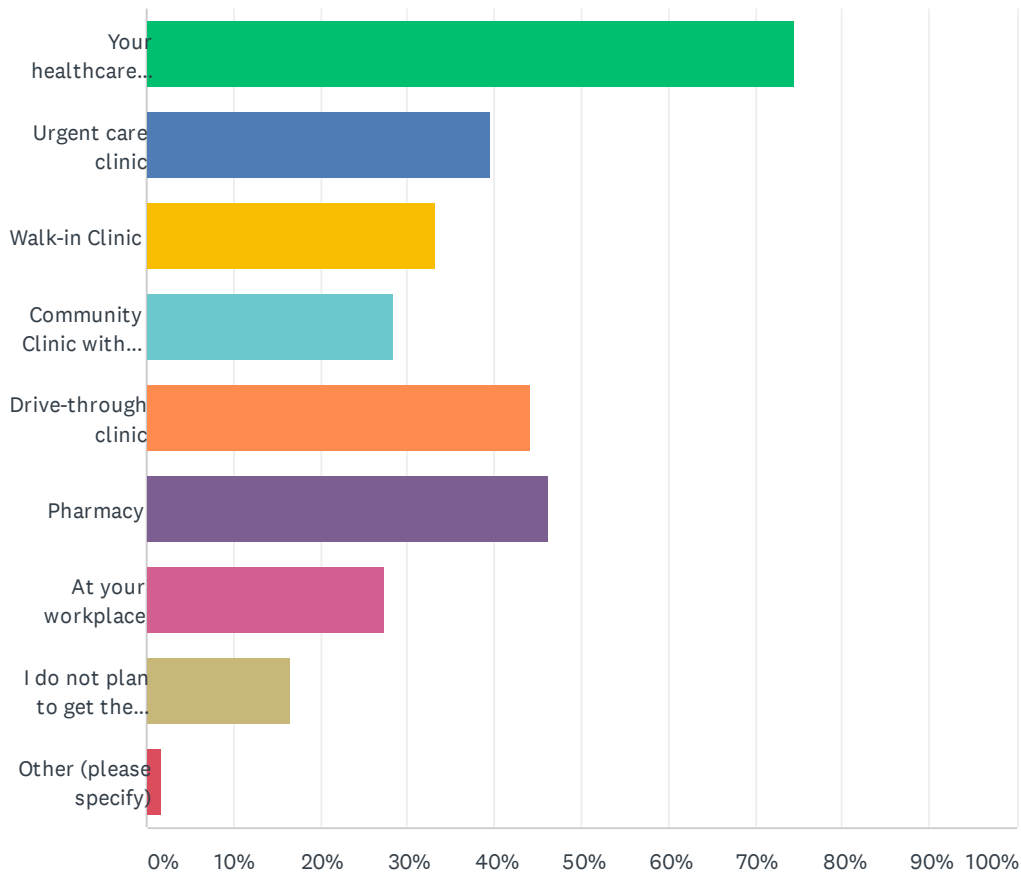
Answered: 3,663 Skipped: 49



ANSWER CHOICES	RESPONSES	
Yes	15.04%	551
No	20.20%	740
Not sure	13.40%	491
I do not have children 18 years or younger	51.35%	1,881
TOTAL		3,663

Q8 In which locations would you be comfortable receiving the COVID-19 vaccine when you choose to do so? (choose all that apply)

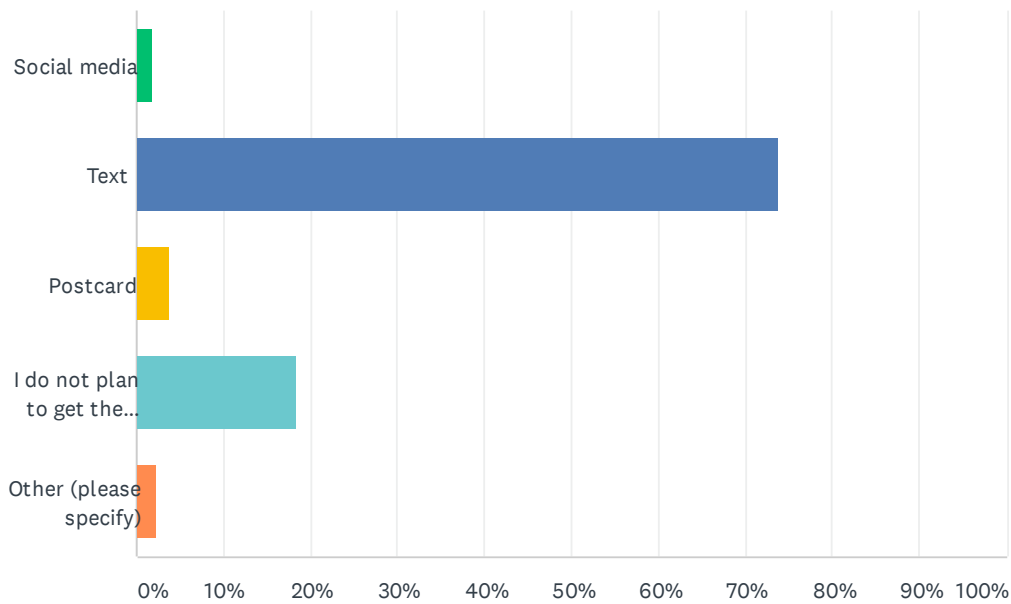
Answered: 3,698 Skipped: 14



ANSWER CHOICES	RESPONSES	
Your healthcare provider's office	74.58%	2,758
Urgent care clinic	39.48%	1,460
Walk-in Clinic	33.26%	1,230
Community Clinic with appointments only	28.53%	1,055
Drive-through clinic	44.10%	1,631
Pharmacy	46.24%	1,710
At your workplace	27.50%	1,017
I do not plan to get the vaccine	16.52%	611
Other (please specify)	1.68%	62
Total Respondents: 3,698		

Q9 The COVID-19 vaccine is likely to be given in 2 doses, 4 weeks apart. How would you like to be reminded about the second dose?

Answered: 3,694 Skipped: 18



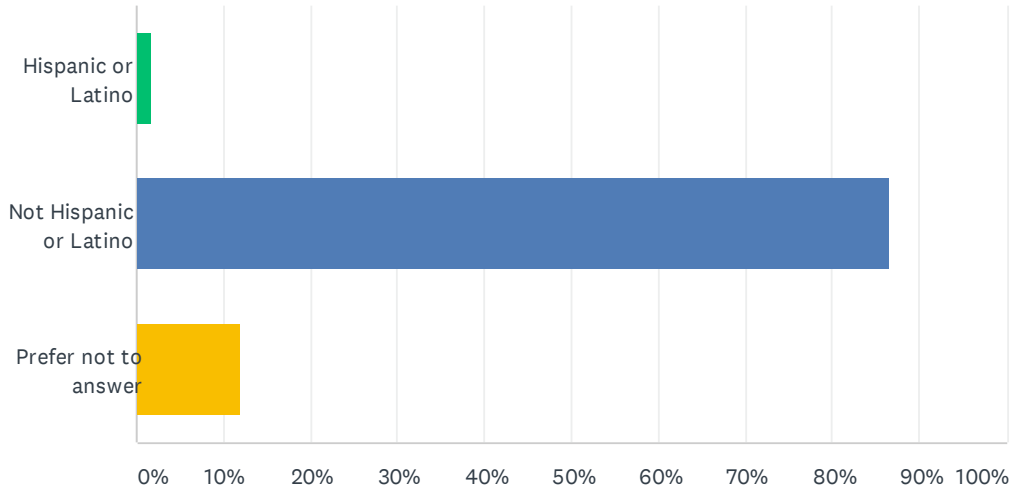
ANSWER CHOICES	RESPONSES	
Social media	1.87%	69
Text	73.88%	2,729
Postcard	3.68%	136
I do not plan to get the vaccine	18.33%	677
Other (please specify)	2.25%	83
TOTAL		3,694

Q10 Please add any questions, comments, or suggestions for vaccination information and distribution of the COVID-19 vaccine in Washington County. We appreciate your input!

Answered: 966 Skipped: 2,746

Q11 What is your ethnicity?

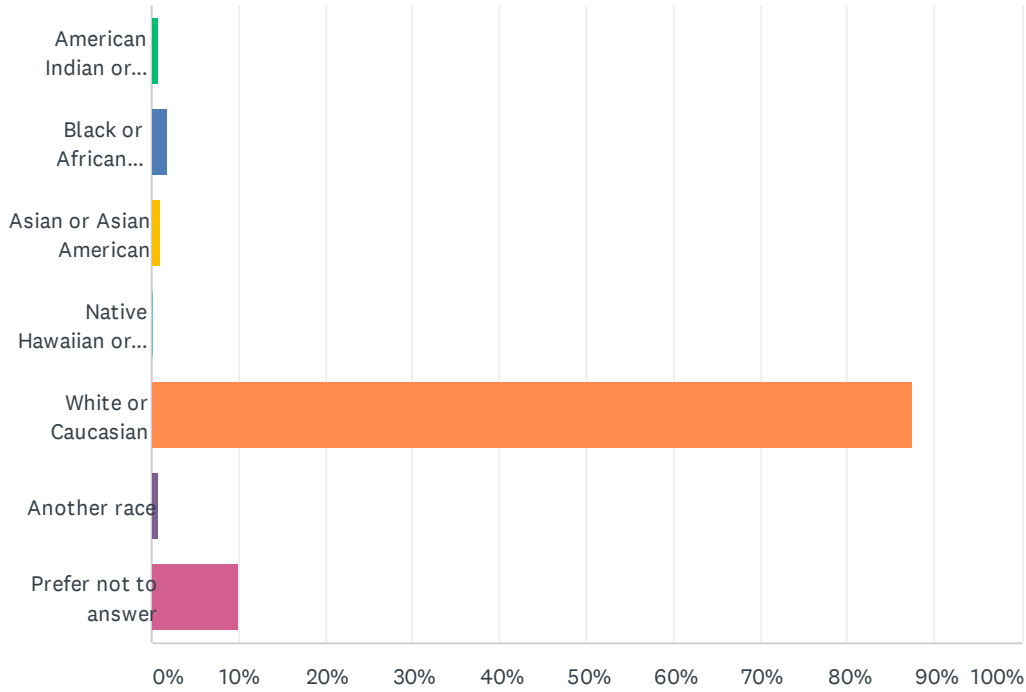
Answered: 3,664 Skipped: 48



ANSWER CHOICES	RESPONSES	
Hispanic or Latino	1.61%	59
Not Hispanic or Latino	86.52%	3,170
Prefer not to answer	11.87%	435
TOTAL		3,664

Q12 What is your race? Please check all that apply.

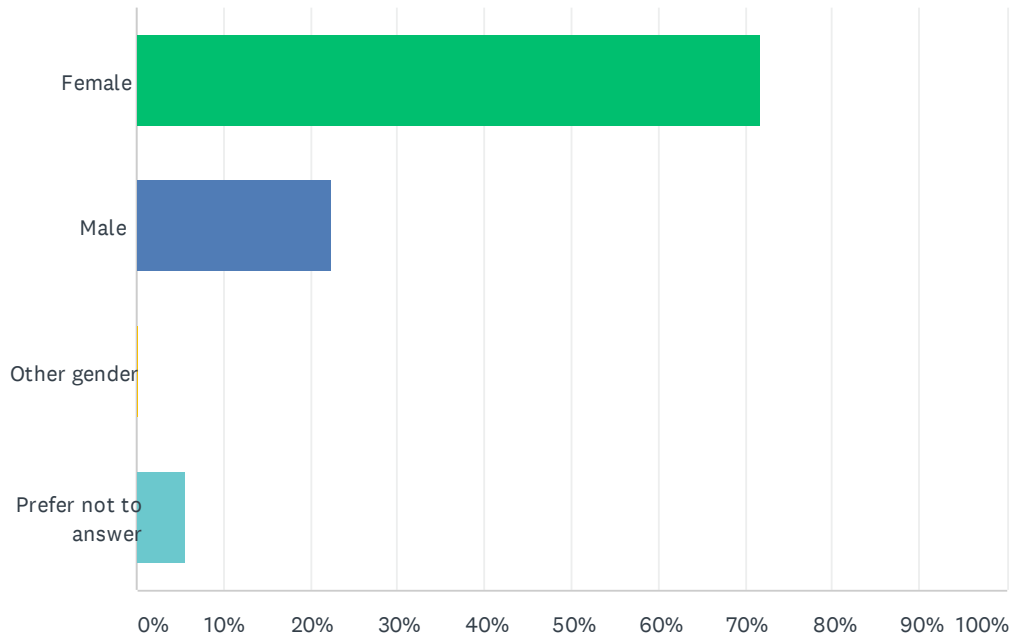
Answered: 3,699 Skipped: 13



ANSWER CHOICES	RESPONSES	
American Indian or Alaska Native	0.81%	30
Black or African American	1.89%	70
Asian or Asian American	1.05%	39
Native Hawaiian or other Pacific Islander	0.19%	7
White or Caucasian	87.35%	3,231
Another race	0.76%	28
Prefer not to answer	10.11%	374
Total Respondents: 3,699		

Q13 What is your gender?

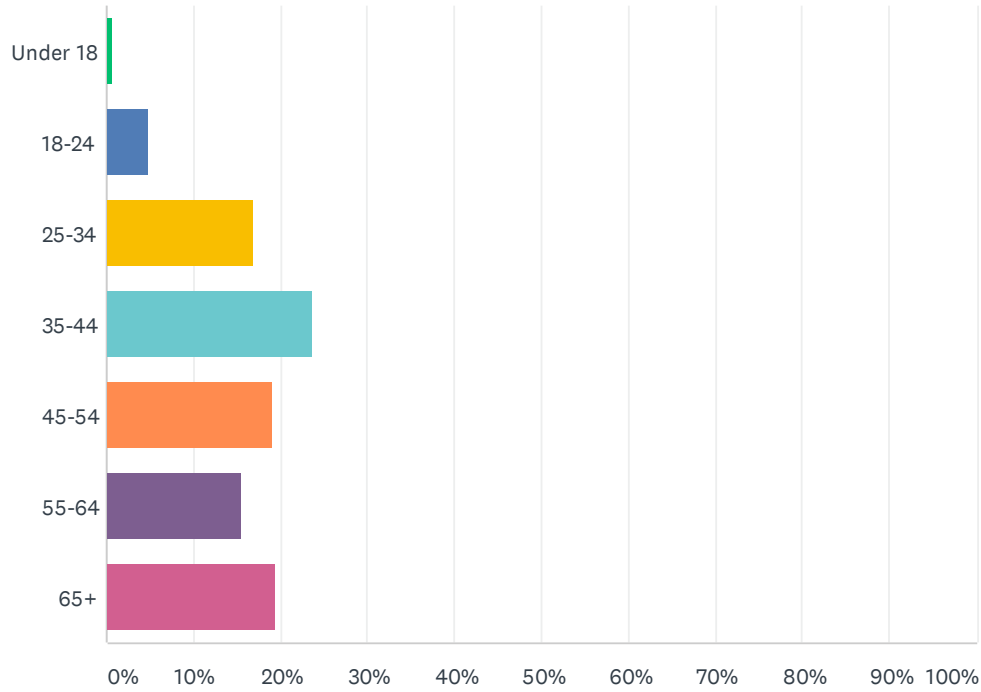
Answered: 3,689 Skipped: 23



ANSWER CHOICES	RESPONSES	
Female	71.70%	2,645
Male	22.42%	827
Other gender	0.24%	9
Prefer not to answer	5.64%	208
TOTAL		3,689

Q14 What is your age?

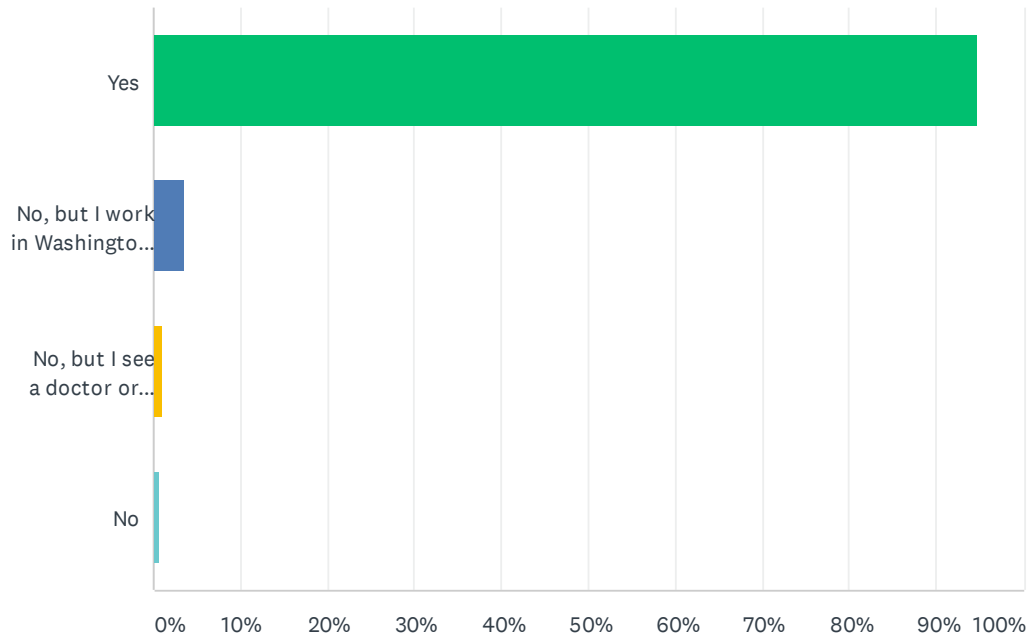
Answered: 3,691 Skipped: 21



ANSWER CHOICES	RESPONSES	
Under 18	0.54%	20
18-24	4.85%	179
25-34	16.93%	625
35-44	23.71%	875
45-54	18.99%	701
55-64	15.55%	574
65+	19.43%	717
TOTAL		3,691

Q15 Do you live in Washington County, Maryland?

Answered: 3,701 Skipped: 11



ANSWER CHOICES	RESPONSES	
Yes	94.81%	3,509
No, but I work in Washington County	3.59%	133
No, but I see a doctor or access other healthcare in Washington County	1.03%	38
No	0.57%	21
TOTAL		3,701

Q16 Zip Code where you live.

Answered: 3,617 Skipped: 95